



Frameless Loudspeakers



SC-602f

6-1/2" In-Ceiling / Wall Loudspeaker

2-way Loudspeaker

Frequency Response: 45Hz - 20kHz ± 3 dB

Power Handling: 40 watts nom. 80 max.

Sensitivity: 91dB 1 watt / 1 meter

Impedance: 8 ohms nominal

Tweeter: 3/4" pivoting dome tweeter

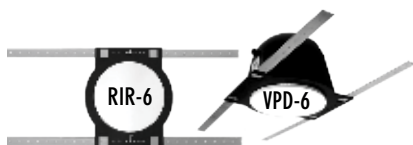
Cut-out dimensions: 7-1/4" dia. x 3-5/16" deep

Overall dimensions: 8-7/16" dia.

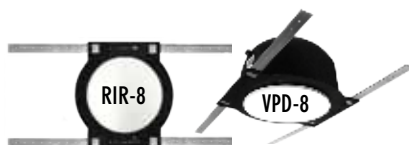
Sold and shipped in pairs

Features:

- Polypropylene woofer with butyl rubber surround
- Proven dog ear mounting system
- Micro-perf grille may be painted to match mounting surface



for SC-602f



for SC-802f

Optional Pre-Construction Brackets & Vapor Domes

SC-802f

8" In-Ceiling / Wall Loudspeaker

2-way Loudspeaker

Frequency Response: 35Hz - 20kHz ± 3 dB

Power Handling: 50 watts nom. 100 max.

Sensitivity: 91dB 1 watt / 1 meter

Impedance: 8 ohms nominal

Tweeter: 3/4" pivoting dome tweeter

Cut-out dimensions: 8-5/8" dia. x 3-7/8" deep

Overall dimensions: 9-7/8" dia.

Sold and shipped in pairs



Side-View of Frameless Grille

Optional Square Frameless Grilles


MGS-6f for SC-602f

MGS-8f for SC-802f



Rev. C





Frameless Loudspeakers

SC-62f

6-1/2" 2-way Single Point In-Ceiling Loudspeaker



Specifications

Frequency Response: 45Hz - 20kHz \pm 3 dB

Power Handling: 50 watts nom. 100 max. both channels combined

Sensitivity: 91dB 1 watt / 1 meter

Impedance: 8 ohms nominal

Tweeter: Dual (left & right) 3/4" Mylar ferro-fluid cooled dome tweeters

Cut-out dimensions: 7-1/4" dia. x 3-5/16" deep

Overall dimensions: 8-7/16" dia.

Sold and Shipped Individually

Features:

- Polypropylene woofer with butyl rubber surround
- High-temperature Aluminum voice coils
- Magnetic, frameless, micro-perforated, vibration-free grille
- Proven dog ear mounting system



Side-View of Frameless Grille

Optional Pre-Construction
Brackets & Vapor Domes



Optional Square Frameless Grilles

MGS-6f



Rev. C

OEM SYSTEMS COMPANY
(775) 355-0405 ♦ (800) 291-0561 FAX
www.oemsystems.com ♦ info@oemsystems.com

View all our
ArchiTech Premium
Models:





Frameless Loudspeakers

SC-602LCRSf

6-1/2" 2-way 15 Degree Angled Loudspeaker

Specifications

Frequency Response: 45Hz - 20kHz \pm 3 dB

Power Handling: 40 watts nom. 80 max.

Sensitivity: 91dB 1 watt / 1 meter

Impedance: 8 ohms nominal

Tweeter: 3/4" textile soft dome pivoting tweeter

Cut-out dimensions: 8-5/8" Round x 4-3/16" Deep

Overall dimensions: 9-7/8" Round

Sold and Shipped Individually

Features:

- Polypropylene woofers with butyl rubber surrounds
- Magnetic, frameless, micro-perforated, vibration-free grille
- Based on augmented dispersion design
- Ferro-fluid cooled tweeter
- Proven Mounting System
- 12 dB/octave crossover

Optional Pre-Construction
Brackets & Vapor Domes



Optional Square Frameless Grilles

MGS-8f





Frameless Loudspeakers

SE-525LCRSf

Dual 5-1/4" 2-way In-Wall Loudspeaker

Specifications

Frequency Response: 45Hz - 20kHz \pm 3 dB

Power Handling: 50 watts nom. 150 max.

Sensitivity: 91dB 1 watt / 1 meter

Impedance: 8 ohms nominal

Tweeter: 1" pivoting mylar soft dome tweeter


Cut-out dimensions: 7-15/16" W x 14-7/16" H x 3-1/4" Deep

Overall dimensions: 9" W x 15-3/4" H

Sold and Shipped Individually

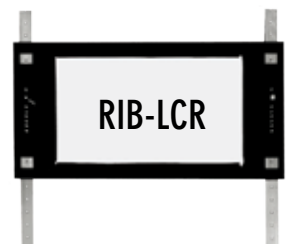
Features:

- Polypropylene woofers with butyl rubber surrounds
- Industry leading superior clamp-ring mounting system
- Far-forward woofer mount with pole-mounted tweeter
- High temperature polyimide voice coils
- Magnetic, frameless, micro-perforated, vibration-free grille
- Orient Vertically or Horizontally
- IR Knockouts



Side View

Optional Pre-Construction Bracket



RIB-LCR





SC-502E

5-1/4" In-Ceiling Loudspeaker

5-1/4" 2-way Loudspeaker

Frequency Response: 50Hz - 20kHz ± 3 dB

Power Handling: 30 watts nom. 60 max.

Sensitivity: 91dB 1 watt / 1 meter

Impedance: 8 ohms nominal

Tweeter: 3/4" pivoting, dome tweeter

Cut-out dimensions: 6-1/2" dia. x 2-3/8" deep

Overall dimensions: 7-1/2" dia.

Sold and shipped in pairs

SC-602E

6-1/2" In-Ceiling Loudspeaker

6-1/2" 2-way Loudspeaker

Frequency Response: 45Hz - 20kHz ± 3 dB

Power Handling: 40 watts nom. 80 max.

Sensitivity: 91dB 1 watt / 1 meter

Impedance: 8 ohms nominal

Tweeter: 3/4" pivoting, dome tweeter

Cut-out dimensions: 7-3/8" dia. x 2-7/8" deep

Overall dimensions: 8-3/8" dia.

Sold and shipped in BULK 4-packs (2 pairs)

Features:

- Polypropylene woofer with butyl rubber surround
- Proven dog ear mounting system
- Frame and Grilles may be painted to match mounting surface

Supplied with grille, baffle & frame



Optional Pre-Construction Brackets & Vapor Domes



Rev. C

OEM SYSTEMS COMPANY
 (775) 355-0405 ♦ (800) 291-0561 FAX
www.oemsystems.com ♦ info@oemsystems.com

View all our
 ArchiTech Premium
 Models:



ArchiTECH

Premium Series®



SE-691E
5-1/4" In-Wall
2-way Loudspeaker

SE-791E
6-1/2" In-Wall
2-way Loudspeaker

SE-891E
8" In-Wall
2-way Loudspeaker

| | SE-691E | SE-791E | SE-891E | |
|--|------------------|------------------|-------------------|---------------------|
| Poly Woofer with Butyl Rubber Surround | 5-1/4" | 6-1/2" | 8" | Woofer Size |
| Silk, Soft-Dome, Pivoting Tweeter | 1" | 1" | 1" | |
| Frequency Response | 50 - 20K | 45 - 20K | 35 - 20K | Hz ± 3 dB |
| Power Handling | 30 / 60 | 40 / 80 | 60 / 120 | watts nom. / max. |
| Sensitivity | 91 | 91 | 91 | dB 1 watt / 1 meter |
| Impedance | 8 | 8 | 8 | ohms |
| Overall Dimensions | 6-5/8" x 9-1/4" | 8-5/8" x 12-1/8" | 10-1/2" x 14-1/2" | Width x Height |
| Cut-Out Dimensions | 5-9/16" x 8-1/4" | 7-3/8" x 10-7/8" | 9" x 13" | Width x Height |
| Loudspeaker Depth | 2-3/8" | 3-1/8" | 2-15/16" | |

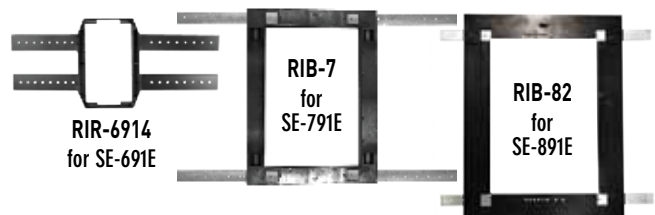
Features:

- Industry leading superior clamp-ring mounting system
- Frame and Grilles may be painted to match mounting surface
- Sold and shipped in pairs

Additional SE-791E & SE-891E Features:

- IR Knockout
- Poly-switch overdrive protection
- 12 dB/octave crossover

Optional Pre-Construction Brackets:



Supplied with grille, baffle & frame



Rev. C

OEM SYSTEMS COMPANY
(775) 355-0405 ♦ (800) 291-0561 FAX
www.oemsystems.com ♦ info@oemsystems.com

View all our
ArchiTech Premium
Models:

