


Presence[®] Elite



Frameless Loudspeakers

PE-620f

6-1/2" In-Ceiling / Wall Loudspeaker

6-1/2" 2-way Loudspeaker

Frequency Response: 50Hz - 22kHz ± 3 dB

Power Handling: 45 watts nom. 90 max.

Sensitivity: 86 dB 2.83 V / 1 meter

Impedance: 8 ohms nominal

Tweeter: 1" Pivoting silk dome tweeter

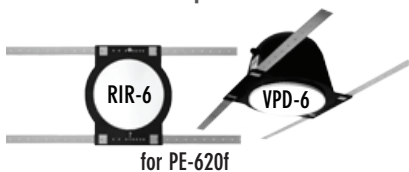
Cut-out dimensions: 7-1/4" Dia. x 3-5/16" Deep

Overall dimensions: 8-7/16" Diameter

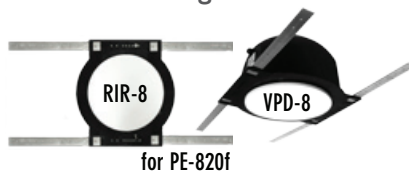
Sold and shipped in pairs

Features:

- Woven glass fiber woofer with butyl rubber surround
- High quality multi-order crossover
- Load balancing toggle mounting system
- Super slim 3mm all-weather frameless grille



for PE-620f



for PE-820f

Optional Pre-Construction Brackets & Vapor Domes

PE-820f

8" In-Ceiling / Wall Loudspeaker

8" 2-way Loudspeaker

Frequency Response: 45Hz - 22kHz ± 3 dB

Power Handling: 55 watts nom. 110 max.

Sensitivity: 87dB 2.83 V / 1 meter

Impedance: 8 ohms nominal

Tweeter: 1" Pivoting silk dome tweeter

Cut-out dimensions: 8-5/8" Dia. x 4" Deep

Overall dimensions: 9-7/8" Diameter

Sold and shipped in pairs



Side-View

Optional Square Frameless Grilles

MGS-6f for
PE-620f

MGS-8f for
PE-820f



Rev. C

OEM SYSTEMS COMPANY

(775) 355-0405 ♦ (800) 291-0561 FAX

www.oemsystems.com ♦ info@oemsystems.com